

Special Education Local Plan Area (SELPA) Local Plan

SELPA

Fiscal Year

LOCAL PLAN
Attachments
SPECIAL EDUCATION LOCAL PLAN AREA



California Department of Education

Special Education Division

Local Plan Annual Submission

**INTENTIONALLY
LEFT
BLANK**

SELPA: Fiscal Year: **Attachment I—Local Educational Agency Listing****Participating Local Educational Agency Identification**

Enter the California Department of Education (CDE) issued county/district/school code (CDS) and the full name for each local educational agency (LEA) participating in the Local Plan. The LEA names will automatically populate the remaining attachments. Pursuant to California *Education Code (EC)* sections 56205(a)(12)(D)(iii) and 56195.1(b) and (c). SELPAs with one or more LEAs, or those who join with the county office of education (COE) to submit a Local Plan to the CDE for consideration of approval must include copies of joint powers agreements or contractual agreements, as appropriate.

In the table below, enter the CDE issued CDS code and the official name as listed in the California School Directory <https://www.cde.ca.gov/SchoolDirectory/> for each COE, District, Joint Powers Authority (JPA), and SELPA participating in the Local Plan and receiving a special education funding allocation for services and programs provided to students with disabilities.

To Add or Delete Rows:

To add or delete table rows, select the "plus" or "minus" buttons bellow. Actions taken here will be automatically repeated for each of the tables in Attachments II through VI. Users must manually enter LEA information in Attachment VII.

LEA Membership Changes:

If an LEA was previously reported to the CDE in fiscal year 2021–22 or 2022–23 and there is a change in SELPA membership, **DO NOT DELETE** the entry. Instead, under the "LEA Status" column, select the drop-down menu and choose the applicable status option for the LEA membership change.

SELPA County/District/School Codes

- If a SELPA does not have a CDS code, then the associated fields should be left blank. NOTE: If a CDS code section begins with a "0," the zero will not appear in the user's entry.
- If a SELPA does not have a complete CDS code, then leave the associated district and school code blank.
- If a SELPA is not a charter LEA, then leave the associated charter code blank.

Attachment I

SELPA:

Fiscal Year:

Add or Delete Row	List	County Code xx	District Code xxxxx	School Code xxxxxxx	Charter Code (if applicable) xxxx	LEA Official Name (District, Charter, COE, JPA, and SELPA)	Special Education Director First Name	Special Education Director Last Name	Phone (xxx) xxx-xxxx	Email	LEA Status
<input checked="" type="checkbox"/> <input type="checkbox"/>	1	49	70730			Alexander Valley Union SD	Matt	Reno	(707) 433-1375	mreno@alexander valley usd.org	<input type="text" value="Previously Reported"/>
<input checked="" type="checkbox"/> <input type="checkbox"/>	2	49	70615			Bellevue Union SD	Tracy	Whitake	(707) 542-5197	twhitake@busd.org	<input type="text" value="Previously Reported"/>
<input checked="" type="checkbox"/> <input type="checkbox"/>	3	49	70623			Bennett Valley Union SD	Alexis	Cala	(707) 542-2201	lexie.cala@bvusd.org	<input type="text" value="Previously Reported"/>
<input checked="" type="checkbox"/> <input type="checkbox"/>	4	49	70649			Cinnabar Elementary SD	Ken	Silman	(707) 765-4345	ksilman@cinnabar.org	<input type="text" value="Previously Reported"/>
<input checked="" type="checkbox"/> <input type="checkbox"/>	5	49	70656			Cloverdale USD	Nicole	Leveille	(707) 894-1920	leveillen@cusd.org	<input type="text" value="Previously Reported"/>
<input checked="" type="checkbox"/> <input type="checkbox"/>	6	49	73882			Cotati-Rohnert Park USD	Rachel	Allen	(707) 285-2076	rachel_allen@crpusd.org	<input type="text" value="Previously Reported"/>
<input checked="" type="checkbox"/> <input type="checkbox"/>	7	49	70672			Dunham Elementary SD	Andrea	Larson	(707) 795-5050	alarson@dunham.k12.ca.us	<input type="text" value="Previously Reported"/>
<input checked="" type="checkbox"/> <input type="checkbox"/>	8	49	70680			Forestville Union Elementary SD	Matt	Dunkle	(707) 887-9767	mdunkle@forestvill eusd.org	<input type="text" value="Previously Reported"/>
<input checked="" type="checkbox"/> <input type="checkbox"/>	9	49	70698			Fort Ross Elementary SD	Jennifer	Dudley	(707)847-3390	jdudley@fortross school.org	<input type="text" value="Previously Reported"/>
<input checked="" type="checkbox"/> <input type="checkbox"/>	10	49	70706			Geyersville USD	Deborah	Bertolucci	(707) 857-3592	dbert@gusd.org	<input type="text" value="Previously Reported"/>
<input checked="" type="checkbox"/> <input type="checkbox"/>	11	49	70714			Gravenstein Union Elementary SD	Dave	Rose	(707) 823-7008	drose@grav.k12.c a.us	<input type="text" value="Previously Reported"/>
<input checked="" type="checkbox"/> <input type="checkbox"/>	12	49	70722			Guerneville Union SD	Joelene	Morasch	(707) 869-2864	jmorasch@guerne villeschool.org	<input type="text" value="Previously Reported"/>

Attachment I

SELPA:

Fiscal Year:

Add or Delete Row	List	County Code xx	District Code xxxxx	School Code xxxxxxx	Charter Code (if applicable) xxxx	LEA Official Name (District, Charter, COE, JPA, and SELPA)	Special Education Director First Name	Special Education Director Last Name	Phone (xxx) xxx-xxxx	Email	LEA Status
<input checked="" type="checkbox"/> <input type="checkbox"/>	13	49	70730			Harmony Union Elementary SD	Matthew	Morgan	(707) 874-1205	mmorgan@harmonyusd.org	<input type="text" value="Previously Reported"/>
<input checked="" type="checkbox"/> <input type="checkbox"/>	14	49	70730			Pathways Charter School	Elizabeth	Sanchez	(707) 585-6510	elizabeth.sanchez@pathwayscharter	<input type="text" value="Previously Reported"/>
<input checked="" type="checkbox"/> <input type="checkbox"/>	15	49	75390			Healdsburg USD	Diane	Conger	(707) 433-3132	dconger@husd.org	<input type="text" value="Previously Reported"/>
<input checked="" type="checkbox"/> <input type="checkbox"/>	16	49	70763			Horicon Elementary SD	Jeff	McFarland	(707) 886-5322	jmcfarland@horiconsd.org	<input type="text" value="Previously Reported"/>
<input checked="" type="checkbox"/> <input type="checkbox"/>	17	49	70888			Kashia Elementary SD	Frances	Johnson	(707) 785-9682	freance@kashiaesd.org	<input type="text" value="Previously Reported"/>
<input checked="" type="checkbox"/> <input type="checkbox"/>	18	49	70789			Kenwood SD	Nathan	Myers	(707) 833-2500	nmyers@kenwoodschool.org	<input type="text" value="Previously Reported"/>
<input checked="" type="checkbox"/> <input type="checkbox"/>	19	49	70797			Liberty Elementary SD	Chris	Rafanelli	(707) 795-4380	crafanelli@libertsd.org	<input type="text" value="Previously Reported"/>
<input checked="" type="checkbox"/> <input type="checkbox"/>	20	49	70797	107284		California Virtual Academy	Michael	Allum	(707) 694-1515	mallum@caliva.org	<input type="text" value="Previously Reported"/>
<input checked="" type="checkbox"/> <input type="checkbox"/>	21	49	70797	139568		Heartwood Charter School	Stephanie	Felton-Priestner	(707) 488-9572	stephanie@heartwoodcharterschool.org	<input type="text" value="Previously Reported"/>
<input checked="" type="checkbox"/> <input type="checkbox"/>	22	49	70805			Mark West Union SD	Lisa	Warne	(707) 524-2768	lwarne@mwusd.org	<input type="text" value="Previously Reported"/>
<input checked="" type="checkbox"/> <input type="checkbox"/>	23	49	70813			Monte Rio Union SD	Ed	Navarro	(707) 865-2266	dnavarro@monterio.org	<input type="text" value="Previously Reported"/>
<input checked="" type="checkbox"/> <input type="checkbox"/>	24	49	70821			Montgomery Elementary SD	Laurie	Mason	(707) 632-5221	lmason@mescaz.org	<input type="text" value="Previously Reported"/>

Attachment I

SELPA:



















Fiscal Year:

 	25	49	70839			Oak Grove Union SD	Amber	Stringfellow	(707) 545-0171	astringfellow@ogusd.org	Previously Reported
 	26	49	70847			Old Adobe Union SD	Cindy	Kerr-Friberg	(707) 765-4319	cfriber@oldabode.org	Previously Reported
 	27	49	70854			Petaluma City Elementary SD	Sarah	Fountain	(707) 778-4319	sfountain@pet12.org	Previously Reported
 	28	49	70862			Petaluma Joint High SD	Sarah	Fountain	(707) 778-4319	shountain@pet12.org	Previously Reported
 	29	49	70870			Piner-Olivet Union SD	Tami	Pellingston	(707) 522-3000	tpallingston@posud.org	Previously Reported
 	30	49	70896			Rincon Valley Union SD	Julie	Promes	(707) 542-7375	jpromes@rvusd.org	Previously Reported
 	31	49	70905			Roseland SD	Kevin	Bean	(707) 545-0102	kbean@roselandsd.org	Previously Reported
 	32	49	70912			Santa Rosa Elementary SD	Steve	Mizera	(707) 890-3800	smizera@srcs.k12.ca.us	Previously Reported
 	33	49	70920			Santa Rosa High Sd	Steve	Mizera	(707) 890-3800	smizera@srcs.k12.ca.us	Previously Reported
 	34	49	70938			Sebastopol Union Elementary SD	Eric	Dick	(707) 829-4470	edick@sebusd.org	Previously Reported
 	35	49	70938	6113039		Sebastopol Charter School	Karen	Perry-Erdman	(707) 824-9400	kperryerdman@sebastopolcharter.org	Previously Reported
 	36	49	70938	120121		Reach Charter School	Angie	Powers	(707) 823-0871	apowers@reach-program.com	Closed LEA
 	37	49	70953			Sonoma Valley USD	Marueen	Vanderpool	(707) 935-6004	mvanderpool@sonomaschool.org	Previously Reported

Attachment I

SELPA:

Fiscal Year:

 	38	49	70961			Twin Hills Union Elementary SD	Anna-Marie	Guzman	(707) 823-2871	aguzman@twinhill susd.org	Previously Reported
 	39	49	70979			Two Rock Union SD	Susan	Radford	(707) 762.6617	sradford@trusd.or g	Previously Reported
 	40	49	70995			Waugh SD	Mike	Gardner	(707) 765-331	mgardner@waugh sd.org	Previously Reported
 	41	49	71001			West Side Union Elementary SD	Rima	Meechan	(707) 433-3923	rmeechan@westsi deusd.org	Previously Reported
 	42	49	70607			West Sonoma County Union High SD	Laura	Schmitt	(707) 824-6419	lschmitt@wscuhsd .org	Previously Reported
 	43	49	71019			Wilmar Union Elementary SD	Stephen	Hospoder	(707) 765-4340	shospoder@wilma rusd.org	Previously Reported
 	44	49	75358			Windsor USD	Debra	Ryan	(707) 837-7704	dryan@wusd.org	Previously Reported
 	45	49	71035			Wright Elementary SD	Gloria	Estavillo	(707) 542-0550	gestavillo@wrighte sd.org	Previously Reported
 	46	49	10496			Sonoma County Office of Education	Mandy	Corbin	(707) 524-2710	mcorbin@scoe.org	Previously Reported

SELPA: Fiscal Year:

Each SELPA must adhere to requirements for developing and reporting special education budget revenue and expenditures. The following excerpt is taken from California School Accounting Manual (CSAM): Procedure 755 Special Education on page 755-1 and included to assist the SELPA with completing Section D: Annual Budget Plan information for each LEA participating in the SELPA's Local Plan.

Special education budgets are complex and are of great interest to the public, both locally and statewide. *EC* Section 56205(b)(1) requires that a special education budget shall identify particular elements. Identification of the following elements is facilitated by the standardized account code structure (SACS):

1. Apportionment received by the LEA in accordance with the allocation plan adopted by the SELPA. (The apportionment is tracked in SACS in the resource field in combination with the revenue code in the object field.)
2. Administrative costs of the plan. (These costs are tracked in the function field.)
3. Costs of special education services to pupils with severe disabilities and low-incidence disabilities. (This population is identified by the goal field.)
4. Costs of special education services to pupils with nonsevere disabilities. (This population is identified by the goal field.)
5. Costs of supplemental aids and services provided to meet the individual needs of pupils placed in regular education classrooms and environments. (Costs of these aids and services are tracked in the function field.)
6. Costs of regionalized operations and services and direct instructional support by program specialists in accordance with Part 30, Chapter 7.2, Article 6, of the California *EC*, Program Specialists and Administration of Regionalized Operations and Services. (These costs are tracked in the goal field for regionalized operations and in the function field for instructional services.)
7. Use of property taxes allocated to the SELPA pursuant to *EC* Section 2572. (Property taxes allocated to the SELPA are tracked in the resource field and identified by a revenue code in the object field.)

SELPA:

Fiscal Year:

Attachment II—Projected Special Education Revenue by Local Educational Agency

For each LEA participating in the Local Plan, enter the projected special education revenue funding sources allowed by the Individuals with Disabilities Education Act (IDEA). Information included in this table must be consistent with revenues identified in Section D, Table 1. NOTE: For fiscal year 2021–22, this Attachment is optional for single LEA SELPAs as the information has been provided in Section D, Table 1.

List	LEA Official Name (District, Charter, COE, JPA, and SELPA)	Assembly Bill (AB) 602 State Aid	AB 602 Property Tax	Federal IDEA Part C	Federal IDEA Part B	State Infant/ Toddler	State Mental Health	Federal Mental Health	Other Revenue	Subtotal
1	Alexander Valley Union SD	56,375	13,201	0	15,977	0	22,512	1,358	60,597	170,020
2	Bellevue Union SD	1,223,215	386,801	0	508,014	278,208	114,844	17,838	4,944,210	7,473,130
3	Bennett Valley Union SD	171,328	126,734	0	154,862	119,232	115,791	11,063	1,660,939	2,359,949
4	Cinnabar Elementary SD	170,669	31,683	0	34,389	5,678	12,620	2,304	247,638	504,981
5	Cloverdale USD	436,615	240,266	0	291,276	68,133	95,833	15,153	3,031,236	4,178,512
6	Cotati-Rohnert Park USD	3,790,860	1,132,681	0	1,365,383	255,498	459,383	70,725	14,602,132	21,676,662
7	Dunham Elementary SD	28,800	26,403	0	28,657	0	12,443	1,711	56,066	154,080
8	Forestville Union Elementary SD	119,241	36,964	0	52,482	17,033	17,007	2,598	600,000	845,325

Attachment II

SELPA: Sonoma County

Fiscal Year: 2024-25

List	LEA Official Name (District, Charter, COE, JPA, and SELPA)	Assembly Bill (AB) 602 State Aid	AB 602 Property Tax	Federal IDEA Part C	Federal IDEA Part B	State Infant/ Toddler	State Mental Health	Federal Mental Health	Other Revenue	Subtotal
9	Fort Ross Elementary SD	132,983	3,960	0	6,772	0	1,064	109	0	144,888
10	Geyersville USD	143,704	46,205	0	54,271	11,355	14,603	2,373	339,582	612,093
11	Gravenstein Union Elementary SD	330,394	102,971	0	116,709	39,744	60,671	9,012	522,118	1,181,619
12	Guerneville Union SD	122,173	25,083	0	32,993	11,355	14,825	2,572	537,448	746,449
13	Harmony Union Elementary SD	209,621	25,083	0	28,872	5,678	16,993	2,218	460,001	748,466
14	Pathways Charter School	262,604	0	0	75,007	0	25,016	3,994	116,816	483,437
15	Healdsburg USD	862,353	266,669	0	322,405	45,422	89,728	14,527	2,947,306	4,548,410
16	Horicon Elementary SD	91,785	13,201	0	16,801	17,033	5,272	712	118,048	262,852
17	Kashia Elementary SD	119,307	5,281	0	5,731	0	578	88	0	130,985
18	Kenwood SD	75,301	25,083	0	27,224	22,711	8,392	1,343	214,827	374,881

Attachment II

SELPA: Sonoma County

Fiscal Year: 2024-25

List	LEA Official Name (District, Charter, COE, JPA, and SELPA)	Assembly Bill (AB) 602 State Aid	AB 602 Property Tax	Federal IDEA Part C	Federal IDEA Part B	State Infant/ Toddler	State Mental Health	Federal Mental Health	Other Revenue	Subtotal
19	Liberty Elementary SD	146,198	22,442	0	24,359	0	16,406	2,623	220,114	432,142
20	California Virtual Academy	645,158	0	0	191,533	0	65,502	10,198	752,622	1,665,013
21	Heartwood Charter School	385,142	0	0	123,712	0	45,757	6,587	0	561,198
22	Mark West Union SD	618,278	153,136	0	186,816	39,744	101,334	15,445	1,647,368	2,762,121
23	Monte Rio Union SD	130,275	9,241	0	10,030	5,678	4,865	653	0	160,742
24	Montgomery Elementary SD	0	24,353	14,145	0	5,678	1,422	222	15,305	61,125
25	Oak Grove Union SD	114,549	101,651	0	116,924	5,678	60,367	9,717	1,383,992	1,792,878
26	Old Adobe Union SD	635,238	238,946	0	259,349	34,066	135,683	21,427	4,343,818	5,668,527
27	Petaluma City Elementary SD	(35,010)	759,081	0	1,009,331	164,654	177,101	27,201	0	2,102,358
28	Petaluma Joint High SD	2,824,368	1,031,030	0	1,119,068	0	340,232	59,448	15,009,572	20,383,718

Attachment II

SELPA: Sonoma County

Fiscal Year: 2024-25

List	LEA Official Name (District, Charter, COE, JPA, and SELPA)	Assembly Bill (AB) 602 State Aid	AB 602 Property Tax	Federal IDEA Part C	Federal IDEA Part B	State Infant/ Toddler	State Mental Health	Federal Mental Health	Other Revenue	Subtotal
29	Piner-Olivet Union SD	602,043	150,496	0	190,544	39,744	93,032	14,545	2,843,443	3,933,847
30	Rincon Valley Union SD	1,235,430	673,272	0	778,563	147,621	227,989	35,450	6,930,620	10,028,945
31	Roseland SD	717,344	476,571	0	572,483	215,753	203,453	32,479	2,611,952	4,830,035
32	Santa Rosa Elementary SD	4,554,250	1,099,678	0	1,418,569	476,929	362,038	56,502	0	7,967,966
33	Santa Rosa High Sd	8,619,737	2,322,129	0	2,520,411	0	727,573	115,519	33,054,066	47,359,435
34	Sebastopol Union Elementary SD	295,797	77,888	0	105,143	17,033	32,975	5,054	1,235,059	1,768,949
35	Sebastopol Charter School	202,335	0	0	59,946	0	21,624	3,192	133,073	420,170
36	Reach Charter School	0	0	0	0	0	0	0	0	0
37	Sonoma Valley USD	1,129,898	765,682	0	939,850	107,877	233,079	37,085	10,169,090	13,382,561
38	Twin Hills Union Elementary SD	185,418	99,011	0	111,586	5,678	72,001	11,247	914,928	1,399,869

Attachment II

SELPA: Sonoma County

Fiscal Year: 2024-25

List	LEA Official Name (District, Charter, COE, JPA, and SELPA)	Assembly Bill (AB) 602 State Aid	AB 602 Property Tax	Federal IDEA Part C	Federal IDEA Part B	State Infant/ Toddler	State Mental Health	Federal Mental Health	Other Revenue	Subtotal
39	Two Rock Union SD	129,991	19,802	0	21,493	0	9,097	1,531	230,280	412,194
40	Waugh SD	204,771	100,331	0	108,898	34,066	59,647	9,216	1,120,424	1,637,353
41	West Side Union Elementary SD	75,438	14,522	0	15,762	5,678	10,393	1,624	72,608	196,025
42	West Sonoma County Union High SD	592,606	364,359	0	395,471	0	114,844	18,269	3,829,949	5,315,498
43	Wilmar Union Elementary SD	118,661	35,644	0	38,687	5,678	17,047	2,680	0	218,397
44	Windsor USD	1,828,917	974,265	0	1,120,914	158,976	350,476	55,015	8,231,367	12,719,930
45	Wright Elementary SD	969,550	225,744	0	268,920	102,199	90,188	14,434	4,100,877	5,771,912
46	Sonoma County Office of Education	8,953,915	0	258,777	27,338	0	22,512	3,670	344,808	9,611,020
Totals:		44,227,625	12,247,543	272,922	14,873,525	2,469,810	4,684,212	730,731	129,654,299	209,160,667

SELPA: Sonoma County

Fiscal Year: 2024-25

Attachment III—Projected Expenditures by Object Code by Local Educational Agency

For each LEA participating in the Local Plan, enter the projected special education expenditures by LEA and object code as allowed by the IDEA. Information included in this table must be consistent with expenditures identified in Section D, Tables 2 . NOTE: For fiscal year 2021–22, this Attachment is optional for single LEA SELPAs as the information has been provided in Section D, Table 2.

List	LEA Official Name (District, Charter, COE, JPA, and SELPA)	1000 Certificated Salaries	2000 Classified Salaries	3000 Employee Benefits	4000 Supplies	5000 Services and Operations	6000 Capital Outlay	7000 Other Outgo and Financing	Subtotal
1	Alexander Valley Union SD	78,815	28,674	35,158	1,850	14,200	0	0	158,697
2	Bellevue Union SD	2,511,541	913,160	1,267,626	71,829	4,138,206	0	0	8,902,362
3	Bennett Valley Union SD	569,583	242,113	315,629	22,190	1,272,759	0	0	2,422,274
4	Cinnabar Elementary SD	120,461	21,996	33,762	4,500	360,531	0	0	541,250
5	Cloverdale USD	1,553,596	914,697	994,573	4,636	1,308,705	0	6,135	4,782,342
6	Cotati-Rohnert Park USD	7,573,491	3,214,032	6,734,519	18,053	7,856,702	0	21,871	25,418,668
7	Dunham Elementary SD	74,572	19,786	35,916	500	51,742	0	0	182,516
8	Forestville Union Elementary SD	41,895	29,798	37,197	0	502,471	0	0	611,361
9	Fort Ross Elementary SD	12,538	21,249	17,500	500	51,530	0	0	103,317

Attachment III

SELPA: Sonoma County

Fiscal Year: 2024-25

List	LEA Official Name (District, Charter, COE, JPA, and SELPA)	1000 Certificated Salaries	2000 Classified Salaries	3000 Employee Benefits	4000 Supplies	5000 Services and Operations	6000 Capital Outlay	7000 Other Outgo and Financing	Subtotal
10	Geyersville USD	123,906	84,442	103,678	2,086	255,137	0	0	569,249
11	Gravenstein Union Elementary SD	315,820	44,200	133,618	21,745	789,448	0	0	1,304,831
12	Guerneville Union SD	170,158	29,313	87,219	0	686,443	0	0	973,133
13	Harmony Union Elementary SD	167,898	84,725	112,941	2,085	320,080	0	0	687,729
14	Pathways Charter School	198,513	70,134	64,872	0	150,000	0	0	483,519
15	Healdsburg USD	1,092,971	713,949	826,819	17,000	2,054,884	0	0	4,705,623
16	Horicon Elementary SD	97,853	33,153	78,294	1,500	42,000	0	0	252,800
17	Kashia Elementary SD	33,044	25,000	17,646	500	43,998	0	0	120,188
18	Kenwood SD	149,936	0	73,767	5,124	83,210	0	0	312,037
19	Liberty Elementary SD	117,187	68,475	58,012	0	191,811	0	0	435,485
20	California Virtual Academy	614,476	49,804	231,999	25,335	780,480	0	0	1,702,094

Attachment III

SELPA: Sonoma County

Fiscal Year: 2024-25

List	LEA Official Name (District, Charter, COE, JPA, and SELPA)	1000 Certificated Salaries	2000 Classified Salaries	3000 Employee Benefits	4000 Supplies	5000 Services and Operations	6000 Capital Outlay	7000 Other Outgo and Financing	Subtotal
21	Heartwood Charter School	548,214	0	133,117	0	415,000	0	0	1,096,331
22	Mark West Union SD	903,013	327,135	502,335	5,500	2,025,394	0	0	3,763,377
23	Monte Rio Union SD	30,578	0	1,026	0	72,056	0	0	103,660
24	Montgomery Elementary SD	0	24,353	14,145	0	69,305	0	0	107,803
25	Oak Grove Union SD	325,201	0	147,204	2,866	1,569,005	0	0	2,044,276
26	Old Adobe Union SD	1,798,166	737,224	979,677	63,955	2,699,802	0	0	6,278,824
27	Petaluma City Elementary SD	0	0	0	0	0	0	0	0
28	Petaluma Joint High SD	10,985,461	5,561,214	8,071,872	448,077	5,590,569	13,000	853,786	31,523,979
29	Piner-Olivet Union SD	574,596	104,187	255,428	4,882	3,374,999	0	149,306	4,463,398
30	Rincon Valley Union SD	3,436,721	2,307,471	2,431,625	98,950	1,700,580	0	0	9,975,347
31	Roseland SD	2,535,835	742,317	1,466,462	62,779	1,339,948	0	0	6,147,341

Attachment III

SELPA: Sonoma County

Fiscal Year: 2024-25

List	LEA Official Name (District, Charter, COE, JPA, and SELPA)	1000 Certificated Salaries	2000 Classified Salaries	3000 Employee Benefits	4000 Supplies	5000 Services and Operations	6000 Capital Outlay	7000 Other Outgo and Financing	Subtotal
32	Santa Rosa Elementary SD	0	0	0	0	0	0	0	0
33	Santa Rosa High Sd	22,883,682	7,781,312	13,845,121	85,628	22,882,819	0	15,638	67,494,200
34	Sebastopol Union Elementary SD	169,326	171,630	157,020	72,092	1,449,649	0	0	2,019,717
35	Sebastopol Charter School	171,723	121,775	101,648	6,500	52,205	0	0	453,851
36	Reach Charter School	0	0	0	0	0	0	0	0
37	Sonoma Valley USD	4,788,090	3,302,231	3,650,323	72,000	4,856,203	0	0	16,668,847
38	Twin Hills Union Elementary SD	453,915	220,821	284,258	3,948	984,300	0	0	1,947,242
39	Two Rock Union SD	103,920	16,707	32,337	3,888	236,950	0	15,511	409,313
40	Waugh SD	426,810	190,811	272,595	10,100	1,023,463	0	0	1,923,779
41	West Side Union Elementary SD	70,373	13,547	30,386	0	100,684	0	0	214,990
42	West Sonoma County Union High SD	1,304,854	513,140	1,030,455	15,440	2,992,822	0	12,589	5,869,300

Attachment III

SELPA: Sonoma County

Fiscal Year: 2024-25

List	LEA Official Name (District, Charter, COE, JPA, and SELPA)	1000 Certificated Salaries	2000 Classified Salaries	3000 Employee Benefits	4000 Supplies	5000 Services and Operations	6000 Capital Outlay	7000 Other Outgo and Financing	Subtotal
43	Wilmar Union Elementary SD	111,683	14,613	52,823	374	123,563	0	0	303,056
44	Windsor USD	4,669,395	1,613,304	2,905,176	67,548	1,867,125	0	1,085	11,123,633
45	Wright Elementary SD	1,117,842	380,077	566,932	10,878	4,114,645	0	2,459	6,192,833
46	Sonoma County Office of Education	3,755,537	1,457,799	3,166,843	356,030	3,269,076	175,000	1,119,157	13,299,442
Totals:		76,783,189	32,210,368	51,359,553	1,590,868	83,764,499	188,000	2,197,537	248,094,014

Attachment IV

SELPA: Sonoma County

Fiscal Year: 2024-25

Attachment IV—Projected Revenue by Federal, State, and Local Funding Source by Local Educational Agency

For each LEA participating in the Local Plan, enter the projected special education revenue received by each funding source. Information provided must be consistent with revenues identified in Section D, Table 3. NOTE: For fiscal year 2021–22, this Attachment is optional for single LEA SELPAs as the information has been provided in Section D, Table 3.

List	LEA Official Name (District, Charter, COE, JPA, and SELPA)	Federal Revenue	Percent of Total Federal Revenue	State Revenue	Percent of Total State Revenue	Local Revenue	Total Federal and State Funding
1	Alexander Valley Union SD	18,052	0.11%	92,088	0.15%	60,597	110,140
2	Bellevue Union SD	564,190	3.45%	2,003,068	3.34%	4,944,210	2,567,258
3	Bennett Valley Union SD	173,449	1.06%	533,085	0.89%	1,660,939	706,534
4	Cinnabar Elementary SD	36,693	0.22%	220,650	0.37%	247,638	257,343
5	Cloverdale USD	319,686	1.95%	840,847	1.40%	3,031,236	1,160,533
6	Cotati-Rohnert Park USD	1,495,227	9.14%	5,638,422	9.41%	14,602,132	7,133,649
7	Dunham Elementary SD	30,368	0.19%	67,646	0.11%	56,066	98,014
8	Forestville Union Elementary SD	60,455	0.37%	190,245	0.32%	600,000	250,700
9	Fort Ross Elementary SD	7,956	0.05%	138,007	0.23%	0	145,963

Attachment IV

SELPA: Sonoma County

Fiscal Year: 2024-25

List	LEA Official Name (District, Charter, COE, JPA, and SELPA)	Federal Revenue	Percent of Total Federal Revenue	State Revenue	Percent of Total State Revenue	Local Revenue	Total Federal and State Funding
10	Geyersville USD	58,435	0.36%	215,867	0.36%	339,582	274,302
11	Gravenstein Union Elementary SD	127,871	0.78%	533,780	0.89%	522,118	661,651
12	Guerneville Union SD	38,073	0.23%	173,436	0.29%	537,448	211,509
13	Harmony Union Elementary SD	31,807	0.19%	257,375	0.43%	460,001	289,182
14	Pathways Charter School	79,001	0.48%	287,620	0.48%	116,816	366,621
15	Healdsburg USD	351,264	2.15%	1,264,172	2.11%	2,947,306	1,615,436
16	Horicon Elementary SD	18,588	0.11%	127,291	0.21%	118,048	145,879
17	Kashia Elementary SD	5,819	0.04%	125,166	0.21%	0	130,985
18	Kenwood SD	28,567	0.17%	131,487	0.22%	214,827	160,054
19	Liberty Elementary SD	26,982	0.16%	185,046	0.31%	220,114	212,028
20	California Virtual Academy	201,731	1.23%	661,564	1.10%	752,622	863,295

Attachment IV

SELPA: Sonoma County

Fiscal Year: 2024-25

List	LEA Official Name (District, Charter, COE, JPA, and SELPA)	Federal Revenue	Percent of Total Federal Revenue	State Revenue	Percent of Total State Revenue	Local Revenue	Total Federal and State Funding
21	Heartwood Charter School	130,299	0.80%	385,142	0.64%	0	515,441
22	Mark West Union SD	211,219	1.29%	912,492	1.52%	1,647,368	1,123,711
23	Monte Rio Union SD	10,683	0.07%	150,059	0.25%	0	160,742
24	Montgomery Elementary SD	5,453	0.03%	88,282	0.15%	15,305	93,735
25	Oak Grove Union SD	129,507	0.79%	282,245	0.47%	1,383,992	411,752
26	Old Adobe Union SD	280,776	1.72%	1,043,933	1.74%	4,343,818	1,324,709
27	Petaluma City Elementary SD	1,117,149	6.83%	1,065,826	1.78%	0	2,182,975
28	Petaluma Joint High SD	1,178,516	7.20%	4,195,630	7.00%	15,009,572	5,374,146
29	Piner-Olivet Union SD	216,913	1.33%	885,315	1.48%	2,843,443	1,102,228
30	Rincon Valley Union SD	834,794	5.10%	2,284,312	3.81%	6,930,620	3,119,106
31	Roseland SD	628,968	3.84%	1,613,121	2.69%	2,611,952	2,242,089

Attachment IV

SELPA:

Fiscal Year:

List	LEA Official Name (District, Charter, COE, JPA, and SELPA)	Federal Revenue	Percent of Total Federal Revenue	State Revenue	Percent of Total State Revenue	Local Revenue	Total Federal and State Funding
32	Santa Rosa Elementary SD	1,572,887	9.61%	5,539,661	9.24%	0	7,112,548
33	Santa Rosa High Sd	2,635,930	16.11%	11,669,439	19.47%	33,054,066	14,305,369
34	Sebastopol Union Elementary SD	119,154	0.73%	423,593	0.71%	1,235,059	542,747
35	Sebastopol Charter School	63,138	0.39%	202,335	0.34%	133,073	265,473
36	Reach Charter School	0	0.00%	0	0.00%	0	0
37	Sonoma Valley USD	1,024,231	6.26%	2,236,536	3.73%	10,169,090	3,260,767
38	Twin Hills Union Elementary SD	124,624	0.76%	362,108	0.60%	914,928	486,732
39	Two Rock Union SD	23,024	0.14%	158,890	0.27%	230,280	181,914
40	Waugh SD	118,114	0.72%	398,815	0.67%	1,120,424	516,929
41	West Side Union Elementary SD	17,386	0.11%	106,031	0.18%	72,608	123,417
42	West Sonoma County Union High SD	413,740	2.53%	1,071,809	1.79%	3,829,949	1,485,549

Attachment IV

SELPA:

Fiscal Year:

List	LEA Official Name (District, Charter, COE, JPA, and SELPA)	Federal Revenue	Percent of Total Federal Revenue	State Revenue	Percent of Total State Revenue	Local Revenue	Total Federal and State Funding
43	Wilmar Union Elementary SD	41,367	0.25%	177,030	0.30%	0	218,397
44	Windsor USD	1,203,518	7.36%	3,312,634	5.53%	8,231,367	4,516,152
45	Wright Elementary SD	293,745	1.80%	1,387,681	2.32%	4,100,877	1,681,426
46	Sonoma County Office of Education	289,785	1.77%	6,291,558	10.50%	344,808	6,581,343
Totals:		16,359,134	100.00%	59,931,339	100.00%	129,654,299	76,290,473

SELPA: Fiscal Year: **Attachment V—Projected Expenditures by Local Educational Agency for Supplemental Aids and Services in the Regular Classroom for Students with Disabilities and Those Identified with Low Incidence Disabilities**

Enter the revenue allocated to each LEA for supplemental aids and services (SAS) for those students with disabilities placed in the regular classroom setting and those who are identified with low incidence (LI) disabilities. Information included in this table must be consistent with revenues identified in Section D, Table 5. NOTE: For fiscal year 2021–22, this Attachment is optional for single LEA SELPAs as the information has been provided in Section D, Table 5.

List	LEA Official Name (District, Charter, COE, JPA, and SELPA)	Total Projected Expenditures by LEA SAS in the Regular Classroom	Total Projected Expenditures by LEA for LI
1	Alexander Valley Union SD	0	0
2	Bellevue Union SD	0	0
3	Bennett Valley Union SD	0	0
4	Cinnabar Elementary SD	30,872	0
5	Cloverdale USD	0	0
6	Cotati-Rohnert Park USD	0	0
7	Dunham Elementary SD	0	0
8	Forestville Union Elementary SD	0	0
9	Fort Ross Elementary SD	0	0

Attachment V

SELPA: Sonoma County

Fiscal Year: 2024-25

List	LEA Official Name (District, Charter, COE, JPA, and SELPA)	Total Projected Expenditures by LEA SAS in the Regular Classroom	Total Projected Expenditures by LEA for LI
10	Geyersville USD	0	0
11	Gravenstein Union Elementary SD	0	0
12	Guerneville Union SD	0	0
13	Harmony Union Elementary SD	390	0
14	Pathways Charter School	0	0
15	Healdsburg USD	41	0
16	Horicon Elementary SD	0	0
17	Kashia Elementary SD	0	0
18	Kenwood SD	0	0
19	Liberty Elementary SD	0	0
20	California Virtual Academy	0	0

Attachment V

SELPA: Sonoma County

Fiscal Year: 2024-25

List	LEA Official Name (District, Charter, COE, JPA, and SELPA)	Total Projected Expenditures by LEA SAS in the Regular Classroom	Total Projected Expenditures by LEA for LI
21	Heartwood Charter School	0	0
22	Mark West Union SD	367,935	0
23	Monte Rio Union SD	0	0
24	Montgomery Elementary SD	0	0
25	Oak Grove Union SD	0	0
26	Old Adobe Union SD	0	0
27	Petaluma City Elementary SD	0	0
28	Petaluma Joint High SD	52,950	0
29	Piner-Olivet Union SD	107,100	0
30	Rincon Valley Union SD	0	0
31	Roseland SD	320,685	0

Attachment V

SELPA:

Fiscal Year:

List	LEA Official Name (District, Charter, COE, JPA, and SELPA)	Total Projected Expenditures by LEA SAS in the Regular Classroom	Total Projected Expenditures by LEA for LI
32	Santa Rosa Elementary SD	0	0
33	Santa Rosa High Sd	20,515	0
34	Sebastopol Union Elementary SD	0	0
35	Sebastopol Charter School	0	0
36	Reach Charter School	0	0
37	Sonoma Valley USD	0	0
38	Twin Hills Union Elementary SD	72,719	0
39	Two Rock Union SD	23,321	0
40	Waugh SD	76,064	0
41	West Side Union Elementary SD	0	0
42	West Sonoma County Union High SD	0	0

Attachment V

SELPA:

Fiscal Year:

List	LEA Official Name (District, Charter, COE, JPA, and SELPA)	Total Projected Expenditures by LEA SAS in the Regular Classroom	Total Projected Expenditures by LEA for LI
43	Wilmar Union Elementary SD	0	0
44	Windsor USD	410,766	0
45	Wright Elementary SD	36,476	0
46	Sonoma County Office of Education	0	0
Totals:		1,519,834	0

**Attachment VI
must be
completed
using the CDE
approved
Microsoft Excel
Template**

Attachment VII

SELPA:

Fiscal Year:

Attachment VII—Special Education Local Plan Area Membership Transfers and Mergers (to and from the SELPA)

Educational programs and services already in operation may not be transferred to another LEA unless all provisions of *EC* Section 56207 have been met by the SELPA as demonstrated by the completion and submission of Attachment VII. The effective date of the transfer must not be prior to the July 1 of the second fiscal year after the date the sending or receiving SELPA informed the other agency and the governing body of multiple LEA SELPAs or the responsible individual of single LEA SELPAs notified the other agency, unless both the sending and receiving SELPA unanimously agree the transfer date will take effect on the July 1 of the first fiscal year following the notification date.

LEA Name	Add or Delete Row	LEA Status	Impacted SELPA Name	Impacted District, Charter, or School Name	Initiating SELPA Notification Date	SELPA Governing Board Notification Date	COE Notification Date	CDE Notification Date	Agreed Upon Effective Fiscal Year
Alexander Valley Union SD	<input type="button" value="+"/> <input type="button" value="-"/>	Delete This Row							<input type="text"/>
Bellevue Union SD	<input type="button" value="+"/> <input type="button" value="-"/>	Delete This Row							<input type="text"/>
Bennett Valley Union SD	<input type="button" value="+"/> <input type="button" value="-"/>	Delete This Row							<input type="text"/>
Cinnabar Elementary SD	<input type="button" value="+"/> <input type="button" value="-"/>	Delete This Row							<input type="text"/>
Cloverdale USD	<input type="button" value="+"/> <input type="button" value="-"/>	Delete This Row							<input type="text"/>
Cotati-Rohnert Park USD	<input type="button" value="+"/> <input type="button" value="-"/>	Delete This Row							<input type="text"/>
Dunham Elementary SD	<input type="button" value="+"/> <input type="button" value="-"/>	Delete This Row							<input type="text"/>
Forestville Union Elementary SD	<input type="button" value="+"/> <input type="button" value="-"/>	Delete This Row							<input type="text"/>

Attachment VII

SELPA:

Fiscal Year:

LEA Name	Add or Delete Row	LEA Status	Impacted SELPA Name	Impacted District, Charter, or School Name	Initiating SELPA Notification Date	SELPA Governing Board Notification Date	COE Notification Date	CDE Notification Date	Agreed Upon Effective Fiscal Year
Fort Ross Elementary SD	<input type="checkbox"/> + <input type="checkbox"/> -	Delete This Row							<input type="text"/>
Geyersville USD	<input type="checkbox"/> + <input type="checkbox"/> -	Delete This Row							<input type="text"/>
Gravenstein Union Elementary SD	<input type="checkbox"/> + <input type="checkbox"/> -	Delete This Row							<input type="text"/>
Guerneville Union SD	<input type="checkbox"/> + <input type="checkbox"/> -	Delete This Row							<input type="text"/>
Harmony Union Elementary SD	<input type="checkbox"/> + <input type="checkbox"/> -	Delete This Row							<input type="text"/>
Pathways Charter School	<input type="checkbox"/> + <input type="checkbox"/> -	Delete This Row							<input type="text"/>
Healdsburg USD	<input type="checkbox"/> + <input type="checkbox"/> -	Delete This Row							<input type="text"/>
Horicon Elementary SD	<input type="checkbox"/> + <input type="checkbox"/> -	Delete This Row							<input type="text"/>
Kashia Elementary SD	<input type="checkbox"/> + <input type="checkbox"/> -	Delete This Row							<input type="text"/>
Kenwood SD	<input type="checkbox"/> + <input type="checkbox"/> -	Delete This Row							<input type="text"/>
Liberty Elementary SD	<input type="checkbox"/> + <input type="checkbox"/> -	Delete This Row							<input type="text"/>

Attachment VII

SELPA:

Fiscal Year:

LEA Name	Add or Delete Row	LEA Status	Impacted SELPA Name	Impacted District, Charter, or School Name	Initiating SELPA Notification Date	SELPA Governing Board Notification Date	COE Notification Date	CDE Notification Date	Agreed Upon Effective Fiscal Year
California Virtual Academy	<input type="checkbox"/> + <input type="checkbox"/> -	Delete This Row							<input type="text"/>
Heartwood Charter School	<input type="checkbox"/> + <input type="checkbox"/> -	Delete This Row							<input type="text"/>
Mark West Union SD	<input type="checkbox"/> + <input type="checkbox"/> -	Delete This Row							<input type="text"/>
Monte Rio Union SD	<input type="checkbox"/> + <input type="checkbox"/> -	Delete This Row							<input type="text"/>
Montgomery Elementary SD	<input type="checkbox"/> + <input type="checkbox"/> -	Delete This Row							<input type="text"/>
Oak Grove Union SD	<input type="checkbox"/> + <input type="checkbox"/> -	Delete This Row							<input type="text"/>
Old Adobe Union SD	<input type="checkbox"/> + <input type="checkbox"/> -	Delete This Row							<input type="text"/>
Petaluma City Elementary SD	<input type="checkbox"/> + <input type="checkbox"/> -	Delete This Row							<input type="text"/>
Petaluma Joint High SD	<input type="checkbox"/> + <input type="checkbox"/> -	Delete This Row							<input type="text"/>
Piner-Olivet Union SD	<input type="checkbox"/> + <input type="checkbox"/> -	Delete This Row							<input type="text"/>
Rincon Valley Union SD	<input type="checkbox"/> + <input type="checkbox"/> -	Delete This Row							<input type="text"/>

DRAFT
DO NOT
DISTRIBUTE

Attachment VII

SELPA:

Fiscal Year:

LEA Name	Add or Delete Row	LEA Status	Impacted SELPA Name	Impacted District, Charter, or School Name	Initiating SELPA Notification Date	SELPA Governing Board Notification Date	COE Notification Date	CDE Notification Date	Agreed Upon Effective Fiscal Year
Roseland SD	<input type="checkbox"/> + <input type="checkbox"/> -	Delete This Row							<input type="text"/>
Santa Rosa Elementary SD	<input type="checkbox"/> + <input type="checkbox"/> -	Delete This Row							<input type="text"/>
Santa Rosa High Sd	<input type="checkbox"/> + <input type="checkbox"/> -	Delete This Row							<input type="text"/>
Sebastopol Union Elementary SD	<input type="checkbox"/> + <input type="checkbox"/> -	Delete This Row							<input type="text"/>
Sebastopol Charter School	<input type="checkbox"/> + <input type="checkbox"/> -	Delete This Row							<input type="text"/>
Reach Charter School	<input type="checkbox"/> + <input type="checkbox"/> -	Delete This Row							<input type="text"/>
Sonoma Valley USD	<input type="checkbox"/> + <input type="checkbox"/> -	Delete This Row							<input type="text"/>
Twin Hills Union Elementary SD	<input type="checkbox"/> + <input type="checkbox"/> -	Delete This Row							<input type="text"/>
Two Rock Union SD	<input type="checkbox"/> + <input type="checkbox"/> -	Delete This Row							<input type="text"/>
Waugh SD	<input type="checkbox"/> + <input type="checkbox"/> -	Delete This Row							<input type="text"/>
West Side Union Elementary SD	<input type="checkbox"/> + <input type="checkbox"/> -	Delete This Row							<input type="text"/>

DRAFT
DO NOT
DISTRIBUTE

Attachment VII

SELPA:

Fiscal Year:

LEA Name	Add or Delete Row	LEA Status	Impacted SELPA Name	Impacted District, Charter, or School Name	Initiating SELPA Notification Date	SELPA Governing Board Notification Date	COE Notification Date	CDE Notification Date	Agreed Upon Effective Fiscal Year
West Sonoma County Union High SD	<input type="button" value="+"/> <input type="button" value="-"/>	Delete This Row							<input type="text"/>
Wilmar Union Elementary SD	<input type="button" value="+"/> <input type="button" value="-"/>	Delete This Row							<input type="text"/>
Windsor USD	<input type="button" value="+"/> <input type="button" value="-"/>	Delete This Row							<input type="text"/>
Wright Elementary SD	<input type="button" value="+"/> <input type="button" value="-"/>	Delete This Row							<input type="text"/>
Sonoma County Office of Education	<input type="button" value="+"/> <input type="button" value="-"/>	Delete This Row							<input type="text"/>

DRAFT
DO NOT

DISTRIBUTE